


Floating Pumps

Direct Drive Pump

Pump Features:

- Continuous Duty Design
- No Submergence Limitations
- No Civil Works Required
- Stainless Steel High-Efficiency Impeller
- Flanged and Submerged Discharge
- Free-Floating Pump Station
- Electric Drive



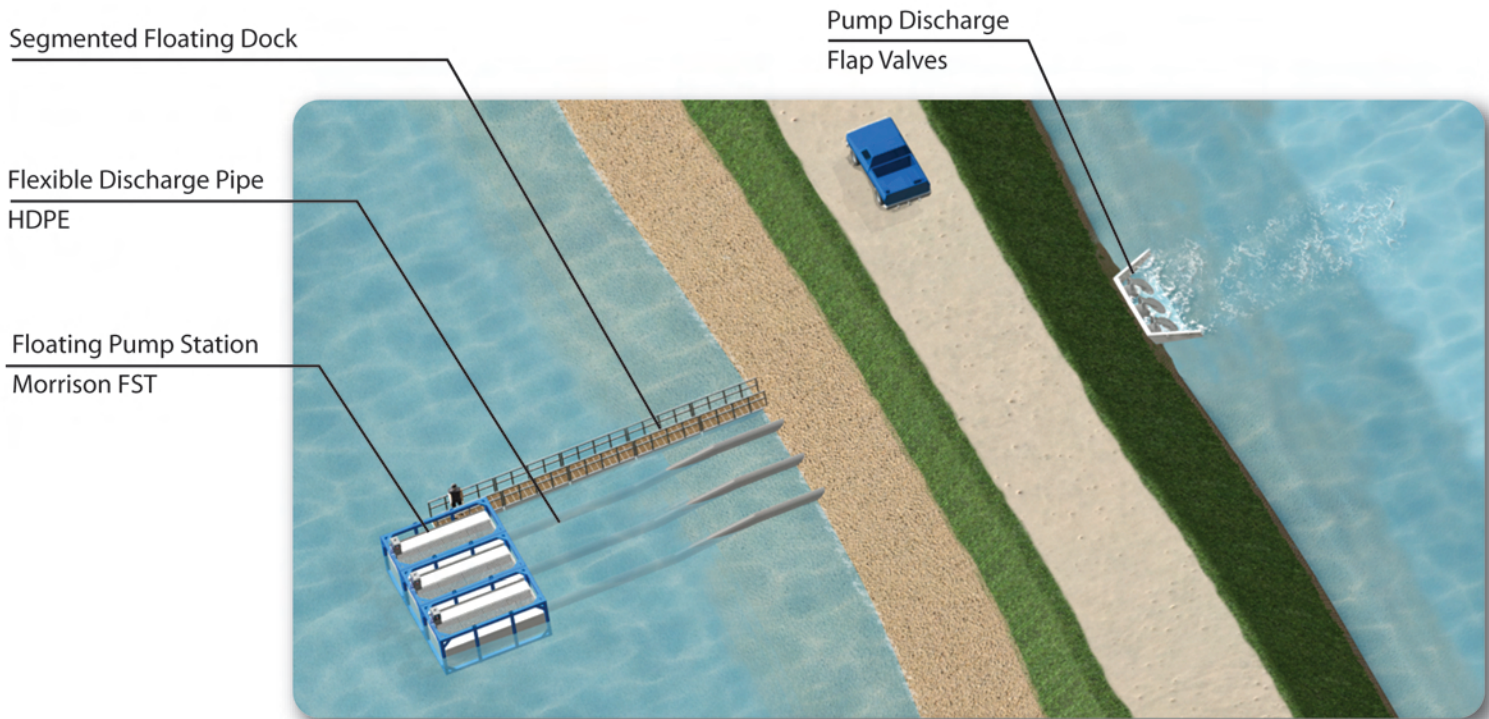

MORRISON
PUMP COMPANY

Tel. +1 (954) 922-5880 Fax +1 (954) 922-7729
www.morrisonpump.com

...delivering solutions

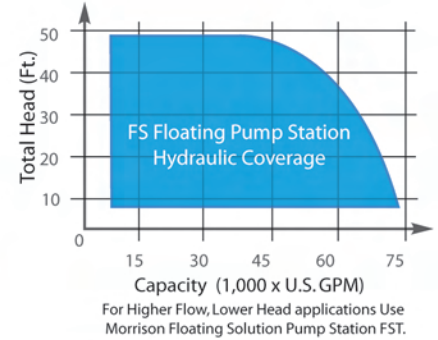
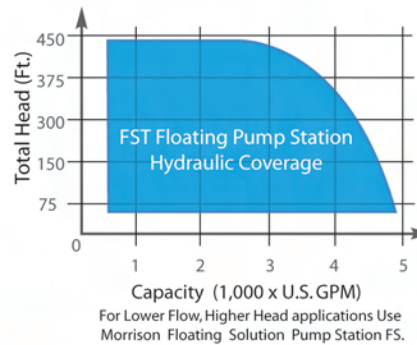
The Floating Solution Pump Station

"The Floating Solution" is a completely self-contained and bouyant unit consisting of a high efficiency pump, transmission system, driver and flotation assembly. The proprietary low submergance horizontal discharge configuration allows for increased stability and efficiency while facilitating the installation process. When fastened together multiple units are transformed into a substantial pump barge. Although its ease of installation and compact design are ideally suited for temporary and/or emergency pump stations, the Floating Solution has been designed as a continuous duty and durable pump station. The FS has a fully removable fiberglass deck for easy motor and pump access, foam filled fiberglass flotation, and a rugged steel frame assembly for heavy duty applications.



Floating Solution Pump Station shown in a typical 3 Pump Operational Layout.

PUMP PART	PART DESCRIPTION
Frame Assembly	Structural Steel Box Tube
Impellers	Stainless Steel 304L / 316L
Removable Deck	Fiberglass Grating; Non Slip Surface
Fixed Deck	Non Slip Surface
Flotation	Fiber Reinforced Polyester; Foam Filled
Pump Discharge	Submerged and Flanged
Intake Flow Guide	Fiber Reinforced Polyester
Mounting Hardware	Stainless Steel 304 / 316




MORRISON
 PUMP COMPANY

Tel. +1 (954) 922-5880 Fax +1 (954) 922-7729
www.morrisonpump.com

...delivering solutions